



Insight Securities (Private) Limited
Financial Statements
For the period ended March 31, 2022

Insight Securities (Private) Limited
Balance Sheet
As at March 31, 2022


	Un-audited Mar. - 2022 Rupees	Audited Jun. -2021 Rupees
ASSETS		
Non-Current Assets		
Property & equipment	27,135,320	4,511,484
Intangible assets	2,500,000	2,500,000
Long Term Deposits	1,695,826	1,656,500
Total Non-current Assets	31,331,146	8,667,984
Current Assets		
Trade Debts	119,977,057	36,392,940
Trade Deposits and short term prepayments	14,604,717	65,179,682
Other Receivable	-	4,562,339
Loans and Advances	1,151,500	4,793,000
Short term investments	353,129,349	389,194,126
Taxation - net	5,469,771	-
Cash & Bank balances	128,839,559	271,553,935
Total current Assets	623,171,953	771,676,022
TOTAL ASSETS	654,503,099	780,344,006
SHARE HOLDER'S EQUITY		
Share capital and reserves		
12,000,000 (June 2021: 12,000,000) ordinary shares of Rs. 10/- each	120,000,000	120,000,000
Issued, subscribed and paid-up capital	120,000,000	120,000,000
Total reserves	337,633,988	343,588,969
Total equity	457,633,988	463,588,969
LIABILITIES		
Non Current Liabilities		
Deferred Tax Liability	1,342,292	1,342,292
Current Liabilities		
Trade and other payable	195,526,819	311,174,038
Taxation - net	-	4,238,707
Total current liabilities	195,526,819	315,412,745
Total shareholder's equity and liabilities	654,503,099	780,344,006
Contingencies and commitments	-	-

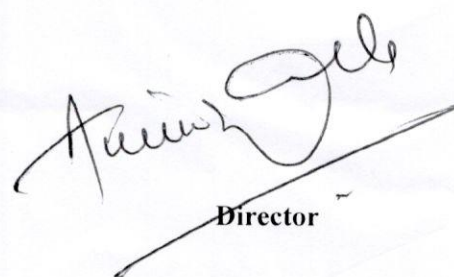

Chief Executive


Director

Insight Securities (Private) Limited
Profit & Loss Accounts
For the quarter ended March 31, 2022

	Rupees Mar. - 2022	Rupees Mar. - 2021
<u>REVENUE</u>		
Operating revenue	51,107,927	78,583,137
Administrative expenses	(44,696,689)	(38,911,194)
	6,411,238	39,671,943
Other Income	15,153,640	155,795,190
Bank Charges	(71,613)	(74,031)
	21,493,265	195,393,102
Gain / (Loss) on remeasurement of Investment	(26,128,400)	(12,548,838)
Profit / (loss) before taxation	(4,635,135)	182,844,264
Taxation	(1,319,846)	(39,901,295)
Net profit/ (loss) after taxation	(5,954,981)	142,942,969


Chief Executive


Director